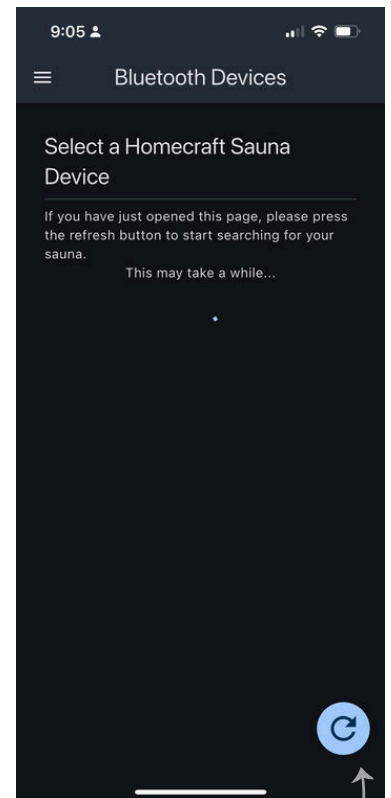
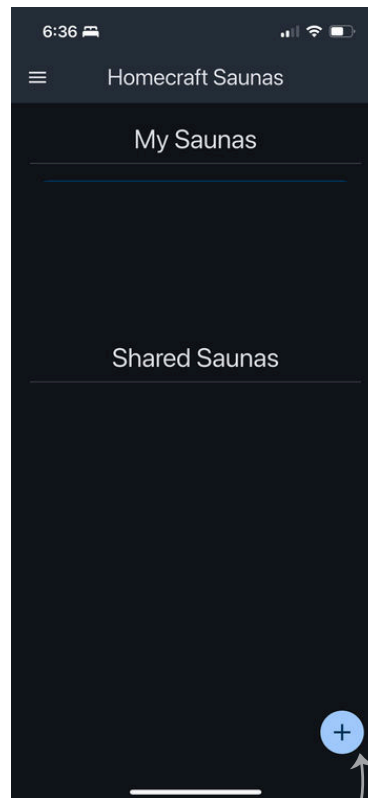
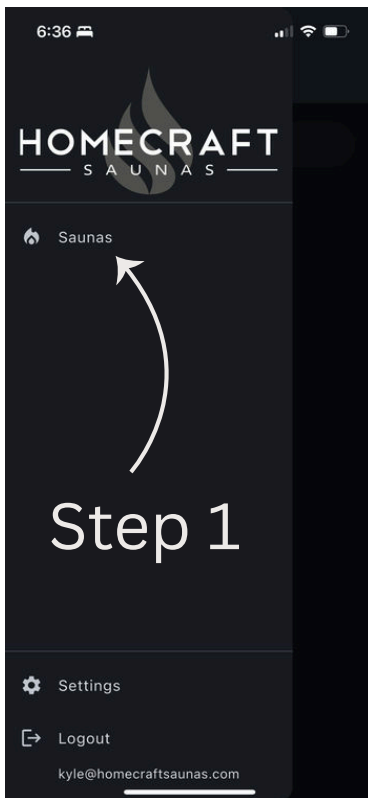




# Initial Install & bluetooth pairing

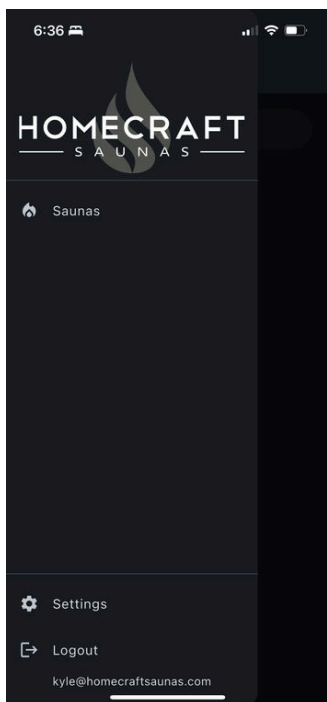
Welcome to your Homecraft WiFi Control. This feature allows you to conveniently operate your sauna heater from your smartphone or tablet. With the WiFi control, you can turn your heater on or off, set the desired temperature, schedule sessions, and monitor your sauna from anywhere—giving you comfort, flexibility, and peace of mind.



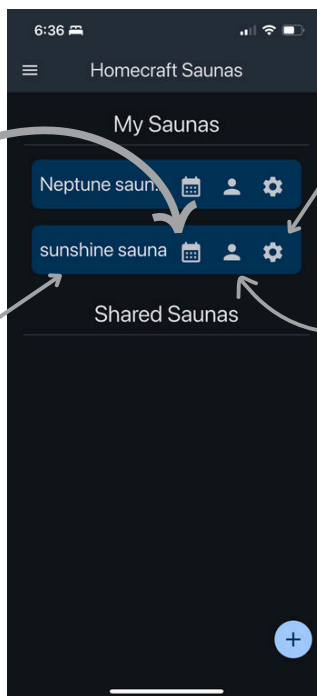
Step 2

Step 3

Ensure good wifi signal at placement of sauna control. Open App and proceed by clicking the icons to get to step 3. To pair with bluetooth (Step 3) hit the icon and the app will search for connection. Your wifi control will appear, click to pair and you will be prompted to connect to your local wifi / router. Once wifi / router password is added click to add and device should connect. This may take several minutes. Once connected you can return to main page to find your sauna under “My Saunas”



**Main Menu**



**Sauna Menu**

**Calendar Settings**

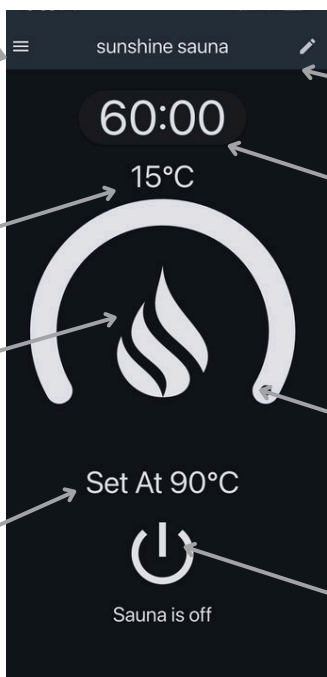
**Sauna start**

**General Settings**

**Sauna users**

**Find Sauna Bluetooth**

**Main Menu**



**Sauna Landing Page**

**current sauna temp**

**toggle C / F**

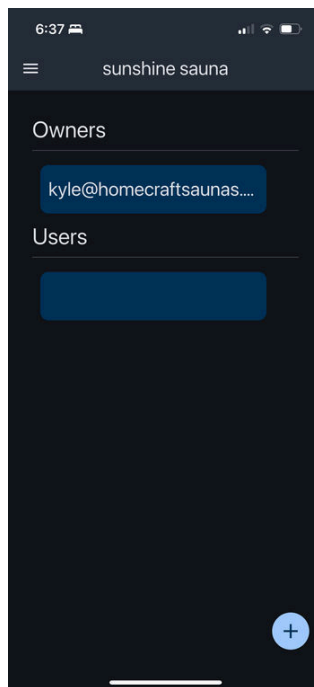
**Temp Setting**

**Temp Adjustment**

**Turn On / Off**

**Time**

**Rename Sauna**



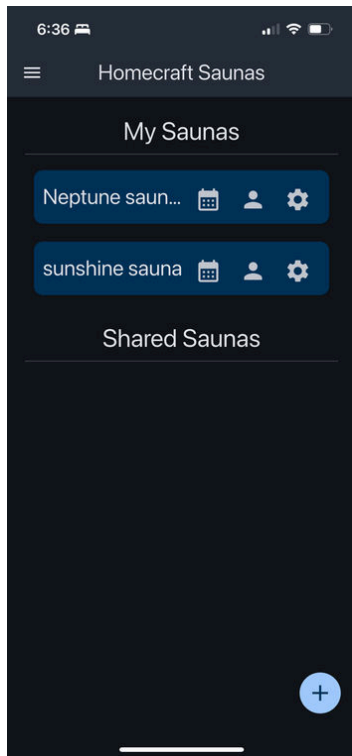
**User Page**

To Add additional owners or users, click on the + button on the bottom right hand corner. Add the email of the user you would like to add to allow others to operate your sauna.


**Owners** have full access to turn on & off the sauna and use the calendar setting. **Users** only have access to turn on & off the sauna and cannot use the calendar setting.

**Add owner / user**

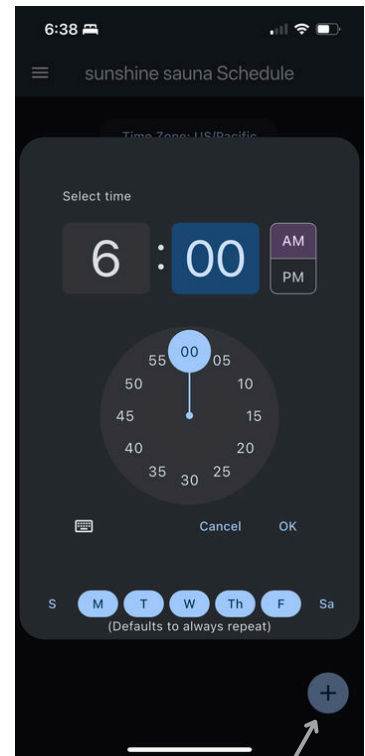
### Setting the calendar



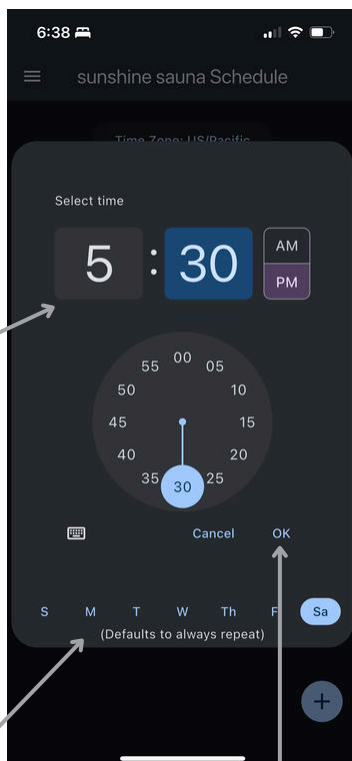
Click on the Calendar Icon to open the calendar page



click on the time zone setting to set the correct timezone where you live



To set Calendar click the + icon

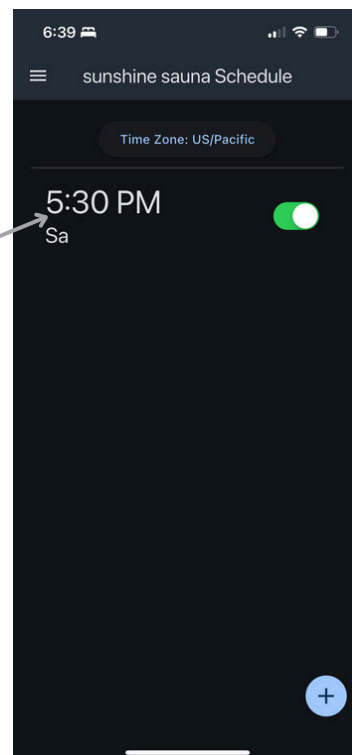


Set start time

Set desired days

Press Ok

swipe right to delete



Once the calendar has been set, you will see the set calendar in your main calendar page

## Troubleshooting:

**Hard Reset:** If your control freezes, or does not initially pair to the wifi and you cannot pair or find the bluetooth signal once again you can do a hard reset on the touchpad to fully start the pairing process once again. **Hold the F/C and Upper arrow on the temperature side** simultaneously for 5 seconds until the digital touchpad reads “CL” or Clear.

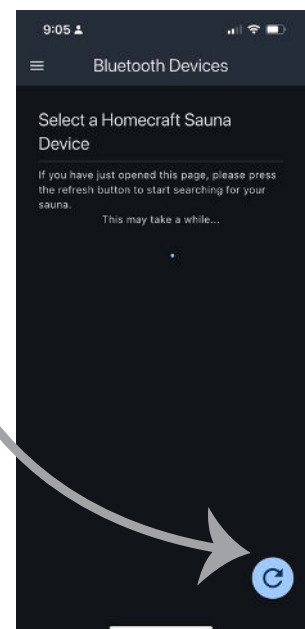
**Finding Bluetooth:** When initially pairing to bluetooth you may see the screen show that it is loading but the bluetooth device doesn't show. Hit the refresh / load button after several seconds to help the device continue to search for the bluetooth signal.

**Connectivity Issues:** If you successfully connect to bluetooth but upon trying to connect to your wifi it bounces you back of the main screen without pairing with your sauna it is possible there is a router or connectivity issue:

1. Ensure there is good wifi signal to the Homecraft Touchpad
2. Check that your router is set to 2.4 GHz and not 5 GHz

**Authenticating:** If your app disconnects from the touchpad and does not activate the sauna when turning on it may be necessary to flip the breaker to the touchpad, fully turning off power to the touchpad, and re-powering. When re-powered try engaging the app once again.

If connection continues to fail please email us at [info@homecraftsaunas.com](mailto:info@homecraftsaunas.com)



# Terms of Use for all Homecraft Mfg Corporation sauna heaters & products:

By purchasing, installing, or using a Homecraft heater or related product, the buyer agrees to the following terms of use.

**Assumption of Risk** Using a sauna involves inherent risks, including but not limited to burns, dehydration, slips and falls, property damage, personal injury, or death. By using the sauna and any Homecraft Saunas equipment, the buyer and all users acknowledge and accept full responsibility for all risks associated with sauna use. **Limitation of Liability** To the fullest extent permitted by law, Homecraft Saunas—along with its affiliates, employees, agents, and representatives—shall not be held liable for any injuries, health issues, damages, or losses arising from the installation, operation, misuse, or inability to use the sauna or heater. This includes, but is not limited to, bodily harm, death, property damage, or economic loss. Homecraft Saunas makes no express or implied warranties beyond those specifically stated in the product warranty.

Under no circumstances shall Homecraft Saunas be responsible for incidental, indirect, special, or consequential damages related to sauna use. **User Responsibility** The buyer is solely responsible for:-

- Reading, understanding, and following all installation, maintenance, and operating instructions provided in the product manual.
- Ensuring the sauna and heater are installed by a qualified professional in accordance with local electrical and building codes.
- Maintaining the sauna and heater in accordance with Homecraft Saunas' guidelines.
- Ensuring all users are informed of the risks associated with sauna use and that individuals with medical conditions consult a physician before using the sauna.
- Avoiding any modifications or alterations to the heater or sauna components. Any unauthorized changes void the warranty and may result in unsafe or hazardous operation.

**Indemnification** The buyer agrees to indemnify, defend, and hold harmless Homecraft Saunas from any claims, damages, liabilities, losses, costs, or expenses (including legal fees) arising from improper installation, misuse, or failure to follow provided guidelines. For technical support or warranty-related inquiries, please contact Homecraft Saunas Customer Support.